

Contents

0.0 General information.....	2
1.0 Site functionality and elements to be included	2
1.1 Functions.....	2
1.2 Modules, components and plugins to be installed.....	2
1.3 Other	2
2.0 Site hierarchy	3
3.0 Picture gallery description	4
4.0 Page descriptions	6
4.1 Front page	6
4.2. Category pages.....	7
4.3 Subcategory pages	8
4.4 Contact page (Kontakt)	9

0.0 General information

Project leader: Jin Ha

Mail: jin@viavebb.no

Skype: djinnjin

URL to be used: www.nasvik.no

This is a company site for a carpenter who delivers various services. The site will consist of mostly information and pictures. There are psd and jpgs files attached which you should use for the design. All text in ***Bold and Italic*** is for your reference only. Any questions regarding this project can be directed to me by email or skype.

Thank you.

1.0 Site functionality and elements to be included

We have decided to use certain modules for our sites and would like your team to implement them. Most of them will be attached with this project file. Please do give comments if you have suggestions for better modules.

1.1 Functions

- Newsletter (Use "Acymailing starter" module which are attached)
- Googlemaps
- Picture gallery with automatic slideshow (See 3.0 for more information)
- Scroll down menu (Use jquery)

1.2 Modules, components and plugins to be installed

These are included as attachment with the project file. We will configure the settings later.

- Add to menu
- Admin bar unlocker
- Better preview
- CKeditor
- CQI quick icons
- Easy toolbar
- Jposition
- JSE admin menu
- Turbogears
- Xmap

1.3 Other

- SEO friendly URL's and enable the SEO settings in Joomla
- Use the text from the design to create all the articles in the appropriate categories, subcategories and modules. Use the appropriate H1 (and so on) tags on all articles.
- W3C validation for the site
- Test in internet explorer 7, 8 and Mozilla Firefox 3.6

2.0 Site hierarchy

- a. Frontpage
- b. Tjenester
 - i. Innvendig maling
 - ii. Utvendig maling
 - iii. Sprøytelakkering
 - iv. Tapetsering
 - v. Gamle maleteknikker
 - vi. Gulvsliping/Lakkering
 - vii. Konsulenttenester
- c. Sprøytelakkering
- d. Referanser
- e. Tips & Råd
 - i. Vær så spesifikk som mulig
 - ii. Be om referanser
 - iii. Sammenlignbare tilbud
 - iv. Be om fastpris
 - v. Solid økonomi gir trygghet
 - vi. Forsikring er viktig
 - vii. Hvem skal utføre arbeidet?
 - viii. Definere mengder / masser
 - ix. Helse, miljø og sikkerhet
 - x. Fremdriftsplan er viktig
 - xi. Fakturering
- f. Om oss
 - i. miljøfyrtårn
- g. Kontakt (**Contact page**)
 - i. Administrasjon
 - ii. Prosjektledere

3.0 Picture gallery description

The picture gallery should have frontend as shown in figure 1. On pages that does not have a gallery, a static image with a text description should be displayed (see figure 2). Every picture shown should also display a text as shown in figure 1 and 2.

The table below explains which sections / pages should have the gallery. The sections / pages not explained should have a static image. (See section "2. Site hierarchy" for overview of the sections / pages).

Section / Page	Picture gallery mode
Frontpage	Gallery mode
Tjenester	Gallery mode
Sprøytelakkering	Gallery mode
Kontakt	See 3.4 (Googlemaps)
Administrasjon	Gallery mode
Prosjektledere	Gallery mode

The suggested gallery modules are shown below. As mentioned earlier, if you have better suggestions, please tell us and we will consider the options.

- Fronpageslideshow (<http://www.frontpageslideshow.net/>)
OR
- jphoto by COREphp (<http://extensions.joomla.org/extensions/photos-a-images/photo-gallery/10365>)

Number	Description
A	Display selected picture from the slide gallery (B)
B	Slide gallery for thumbnails
C	(C and D should be textbox that change with the picture) Titlebox
D	Description text box
E	"Static" mode for gallery, displaying only one picture.

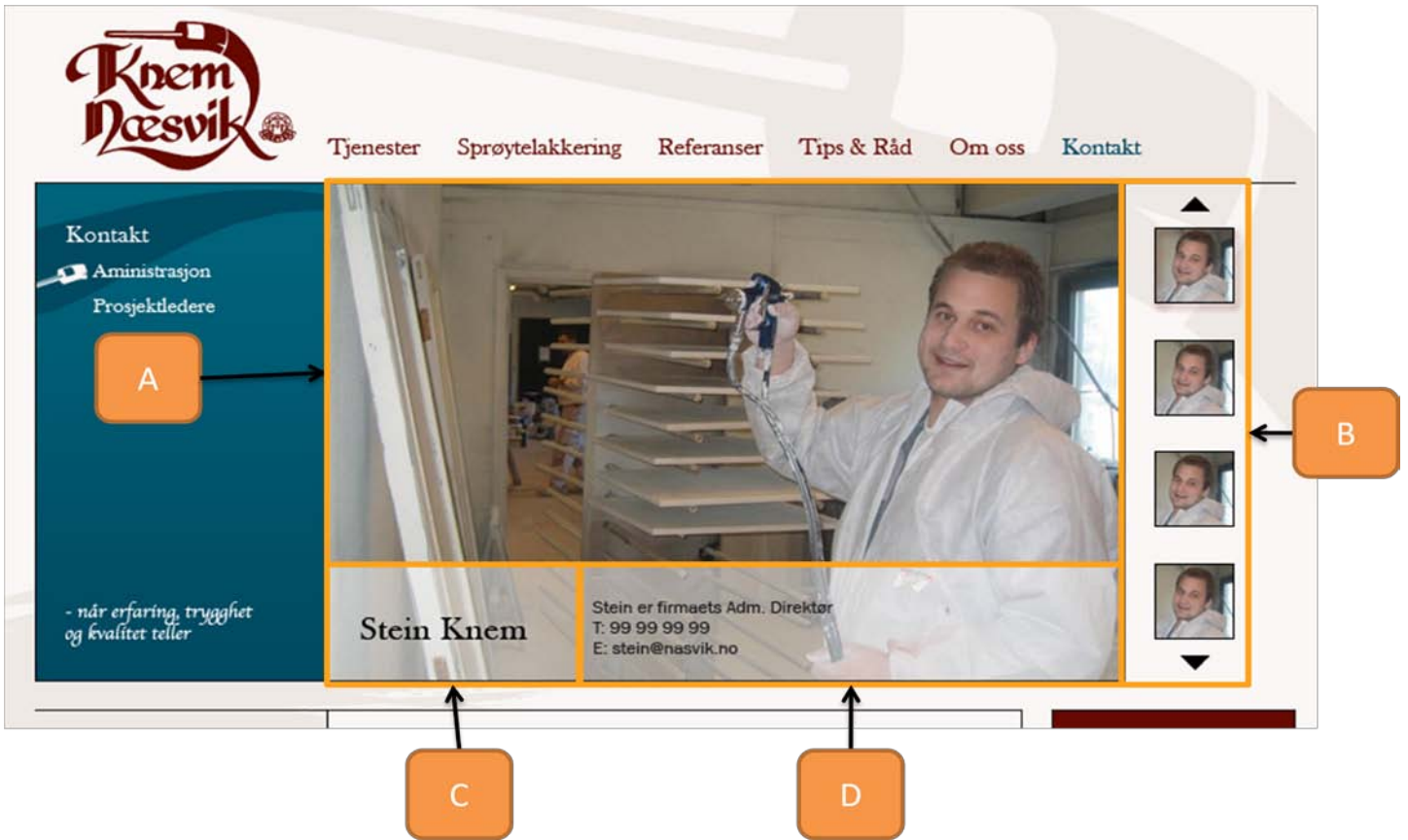


Figure 1. Picture gallery

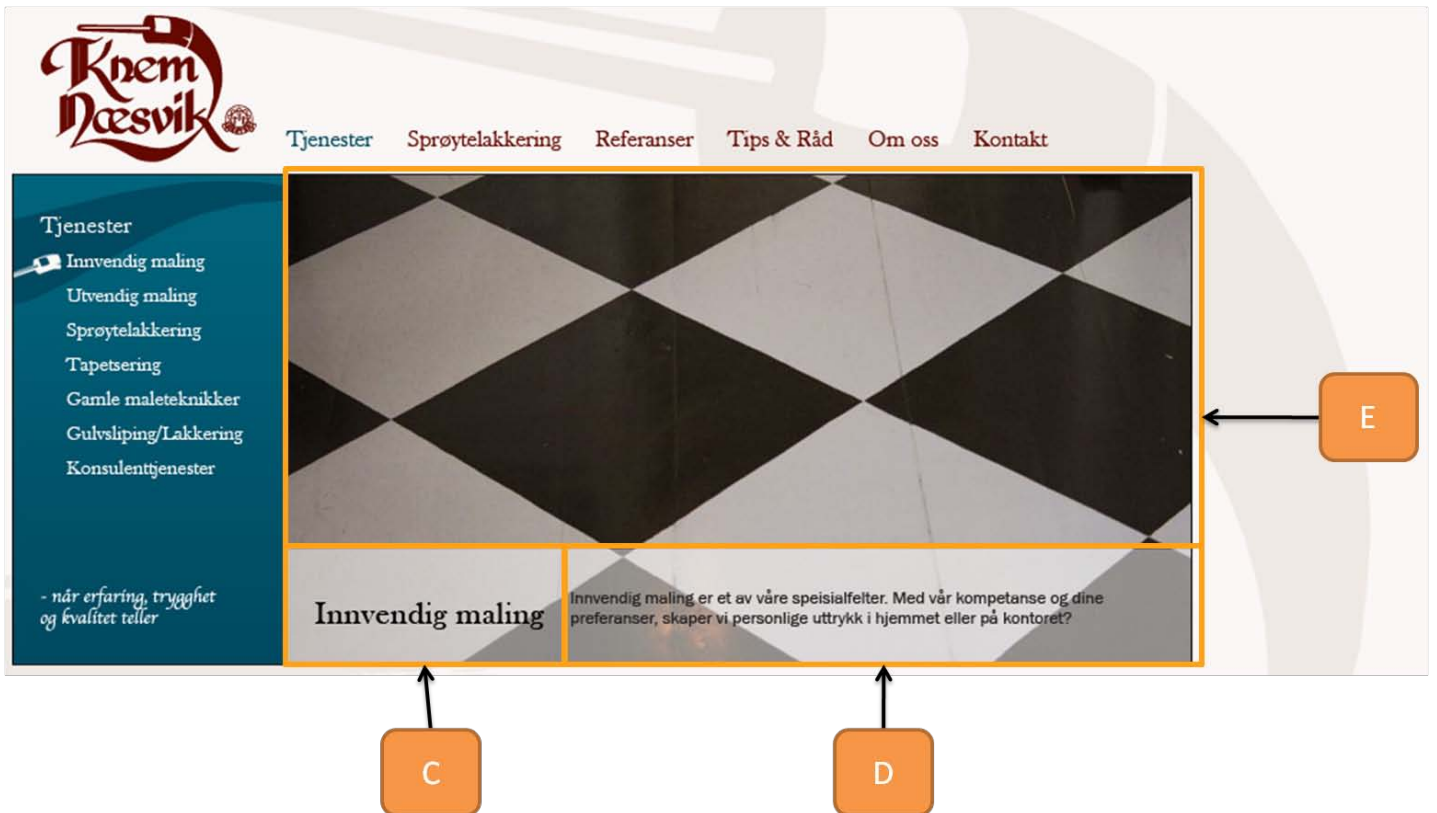


Figure 2. Static picture

4.0 Page descriptions

Below is a list of numbers that describe what each element is. Numbers that are not described in this list will be explained in their respective sections.

Number	Description
1 and 1*	1 = Text box with different text 1*=Textbox with static info shown on all pages
2	Picture gallery or static image
3	Links

4.1 Front page

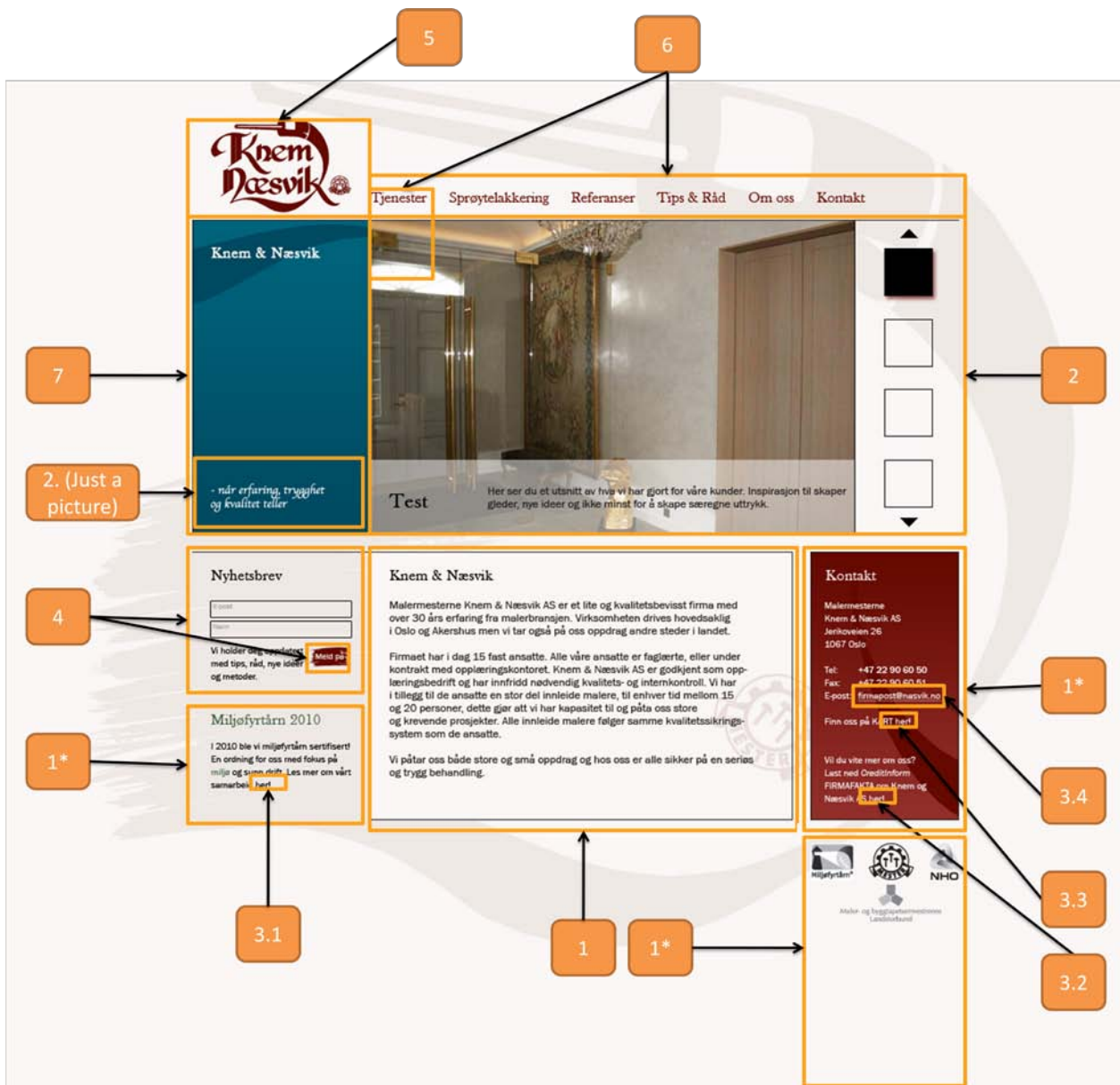


Figure 3. Frontpage

This is the general design for the site. It should be noted that these elements with the same information should be shown on all pages;

- The background
- Textbox with Contact details (the red textbox to bottom right)
- Textbox below which will contain logos
- Newsletter module
- Textbox below newsletter (Miljøfyrtårn 2010)

4.1.1 Further description

Number	Description
3.1	Link to “Om oss->Miljøfyrtårn” page
3.2	Link to download a pdf.file
3.3	Link to “Kontakt” page
3.4	Link to send email to “ firmapost@nasvik.no ”
4	Newsletter module. Email and Name to be input. Text below and a submit button in red.
5	Logo with link to front page.
6	Site navigation menu with scroll down popup menu for subcategories. Use jquery to program the scroll down menu. We forgot to design the scroll down menu, please implement a simple scroll down menu.
7	Category with subcategory menu field. (See figure 4.)

4.2. Category pages

Figure 4 gives an example of how the category pages should look like.

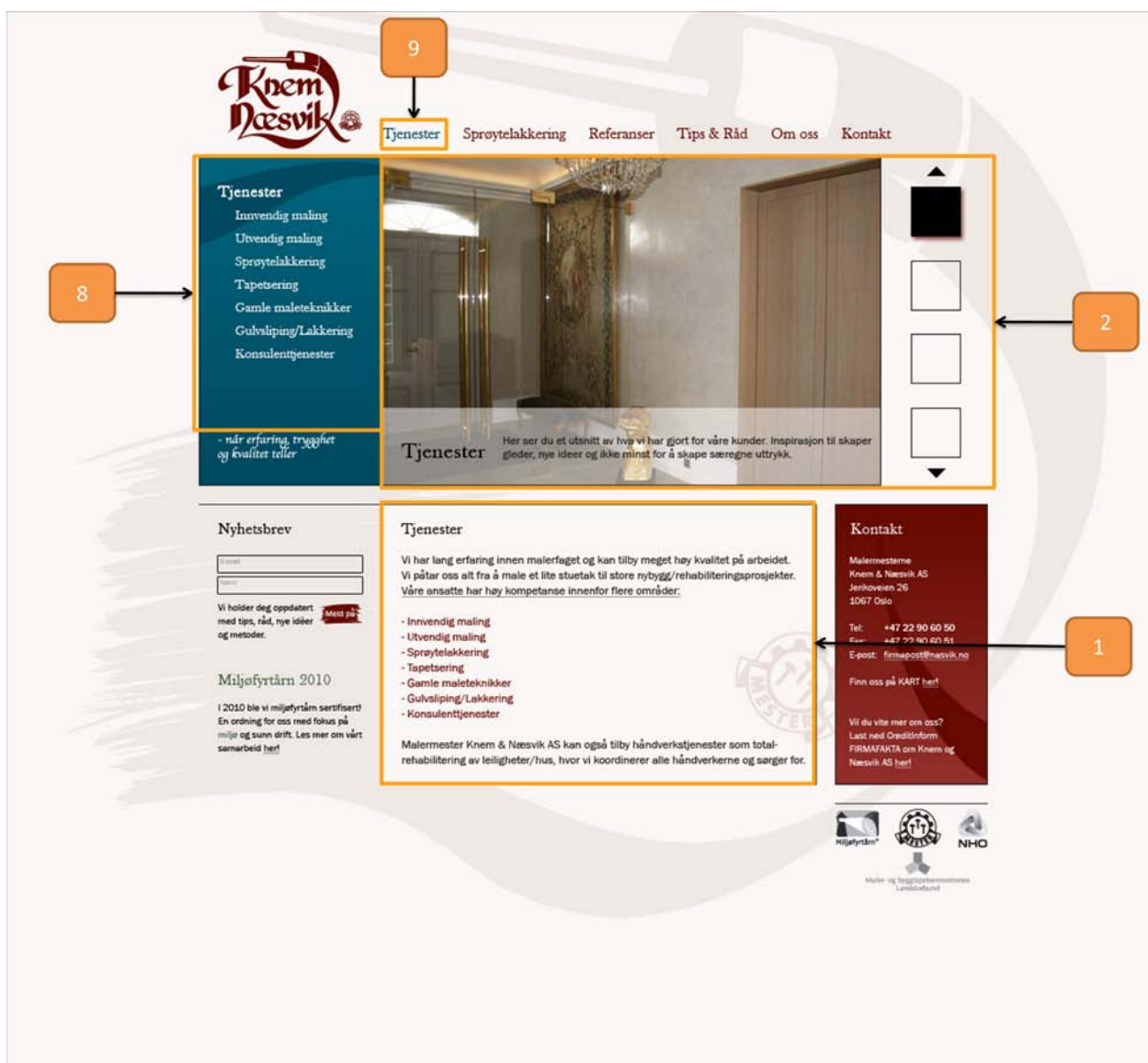


Figure 4. Category pages

4.2.1 Further description

Number	Description
8	Example of the navigation menu for category "Tjenester"
9	The colour should be changed when the user have changed category. (And scroll down menu when hovering with the mouse.)

4.3 Subcategory pages

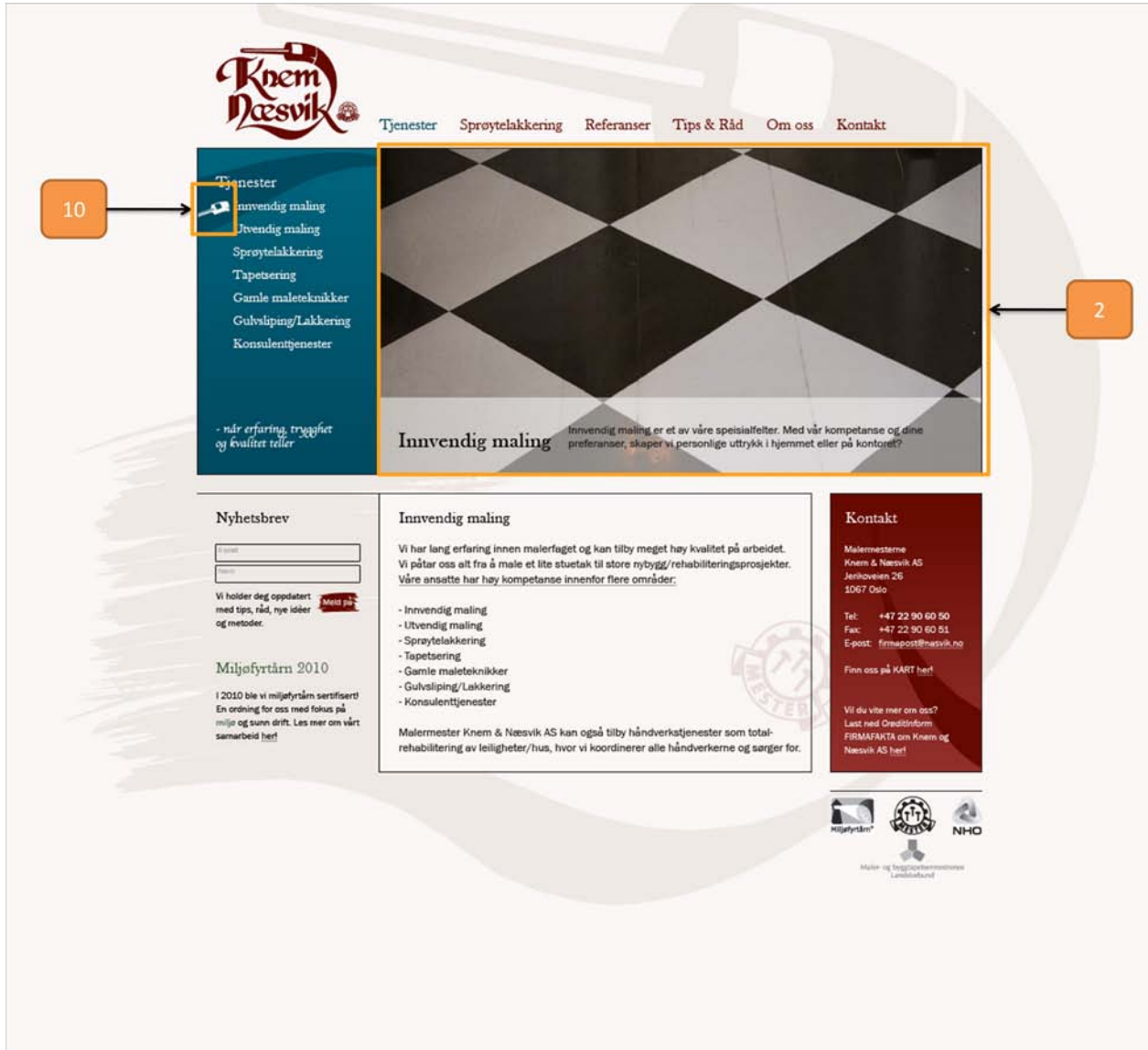


Figure 5. Subcategory pages

4.3.1 Further description

Number	Description
10	Use this as a pointer to show where the user is in the subcategories.

4.4 Contact page (Kontakt)

This page differs a little from the other pages. See figure 6.

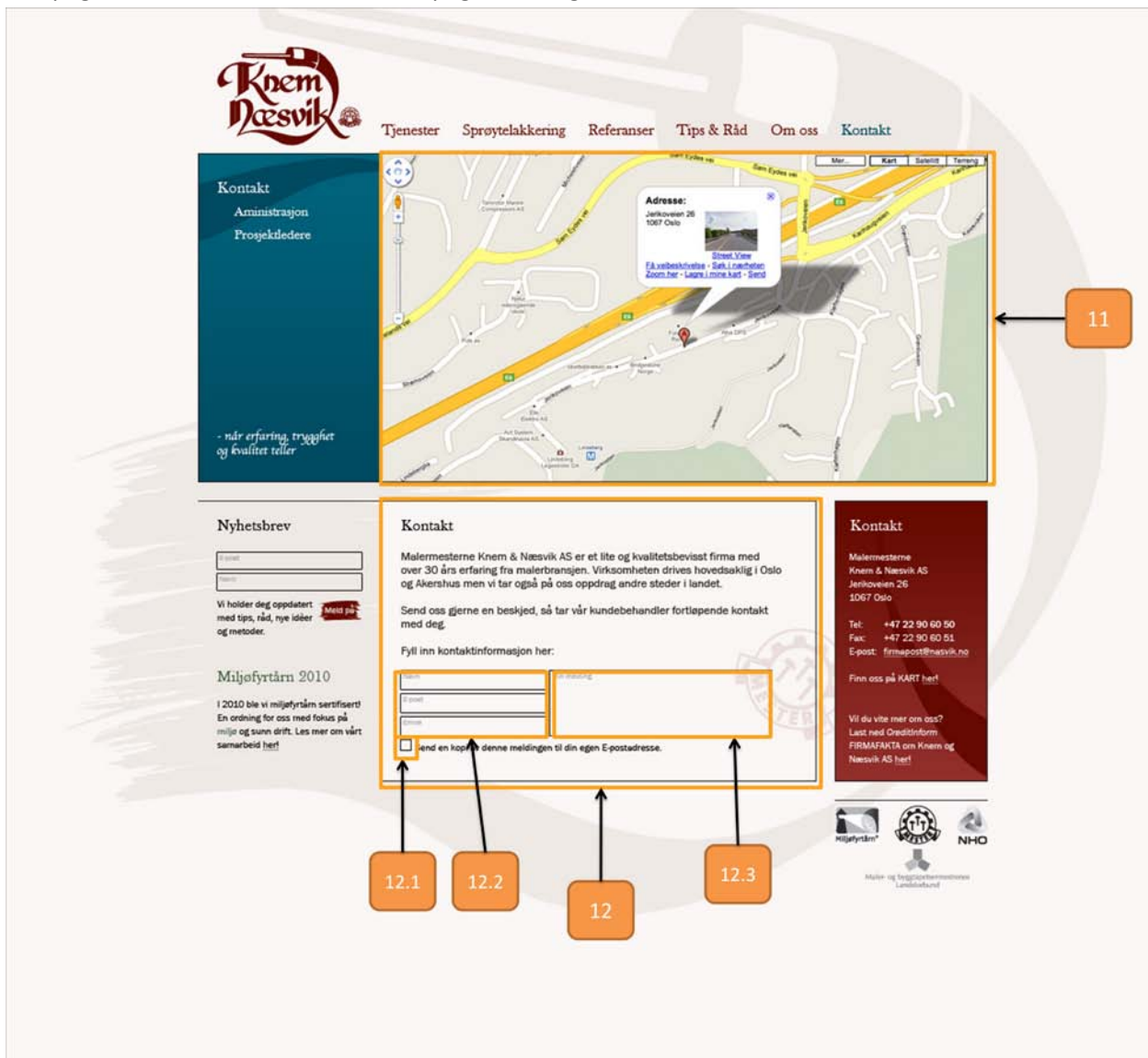


Figure 6. Contact page

4.4.1 Further description

Number	Description
11	Googlemaps module should be used. So it is not a picture gallery. Please note the “see through” textbox.
12	A contact form module, with describing text. This box is used to contact the site owner by mail. The mail should be sent to “ firmapost@nasvik.no ”. We forgot to design in the send button, please place that below the comment field. Could you also implement “captcha” in this module.
12.1	Tick this box to send a copy to the user, using the email address he just entered.
12.2	Input box for, “Name”, “Email” and “Subject”.
12.3	Comment field.

4.4.2 Subcategory page for contact page

The subcategory pages for the contact page should be like the “normal” design. Default for the picture module should be, “gallery mode”.

Knem & Næsvik
Tjenester Sprøytelakkering Referanser Tips & Råd Om oss **Kontakt**

Kontakt
Administrasjon
Prosjektledere

- når erfaring, trygghet og kvalitet teller

Stein Knem
Stein er firmaets Adm. Direktør
T: 99 99 99 99
E: stein@nasvik.no

Nyhetsbrev
E-post:
Navn:
Vi holder deg oppdatert med tips, råd, nye ideer og metoder. **Med på**

Miljøfyrtårn 2010
I 2010 ble vi miljøfyrtårn sertifisert! En ordning for oss med fokus på miljø og sunn drift. Les mer om vårt samarbeid [her!](#)

Administrasjon
I administrasjonen sitter vi i dag med 5 nøkkelpersoner som skal sikre at alle ledd i bedriften ruller. Ta kontakt med den personen du er på utkikk etter, så vil vi forsøke å hjelpe deg med din henvendelse i aller raskeste grad.
Firmaet har i dag 15 fast ansatte. Alle våre ansatte er faglærte, eller under kontrakt med opplæringskontoret. Knem & Næsvik AS er godkjent som opplæringsbedrift og har innfridd nødvendig kvalitets- og internkontroll. Vi har i tillegg til de ansatte en stor del innleide malere, til enhver tid mellom 15 og 20 personer, dette gjør at vi har kapasitet til og påta oss store og krevende prosjekter. Alle innleide malere følger samme kvalitetssikringsystem som de ansatte.
Vi påtar oss både store og små oppdrag og hos oss er alle sikker på en seriøs og trygg behandling.

Kontakt
Malermesterne
Knem & Næsvik AS
Jerkoveien 26
1067 Oslo
Tel: +47 22 90 60 50
Fax: +47 22 90 60 51
E-post: firmapost@nasvik.no
Finn oss på [KART](#) [her!](#)
Vil du vite mer om oss?
Last ned [Creditinform](#)
FIRMAFAKTA om Knem og Næsvik AS [her!](#)

Miljøfyrtårn
NHO
Maler- og byggfagstremestrenes Landsforbund

Figure 7. Subcategory Contact page